

# **Non-Personnel and PCQC Child Care Centers & Family Child Care Homes**

**Cost Model Technical Network 2.0**  
August 23, 2023



# Introductions

**Send in the chat!**

1. Your name
2. Your organization



# Group Norms

The Early Childhood Cost Modeling Technical Network **brings together practitioners** who build policy-focused early childhood cost models to **share best practices**



This is a **safe space** to share our experiences, including challenges



Lean in/lean out – **share the space and time** with others



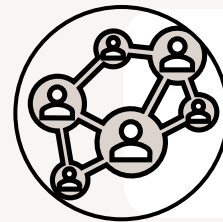
We **encourage participation** – have your camera on as you're able



**Take care of yourself** – if you need to step away, please do so



Use the **chat box** for questions, ideas, or anything else that comes to mind



**Connect** with members outside of this space!

# Agenda

Upcoming Session Topics

Today's Goal

Brief Summary of Topic


Padlet Exercise

Closing




# Upcoming Session Topics


We heard from you! Upcoming sessions:



Modeling for  
Program  
Revenue



Communication  
& Provider  
Engagement




Children with  
Special Needs +  
Dual Language  
Learners

These sessions are for all of us to grapple and learn from each other

Future work, topic exploration and ask questions about approaches

Space to discuss in-depth assumptions and approaches for technical decisions when building cost models





NON-  
PERSONNEL  
AND PCQC

## Today's Goal

This session will dig deeper into the **key technical aspects of cost modeling for non-personnel and the Provider Cost of Quality (PCQC)** where we hope to have an insightful, collaborative conversation around **strategies, past experiences, and helpful resources** that we could all utilize and learn from for future work.

# Non-Personnel Costs Overview



# Unit of Analysis



**Per Child**



**Per Staff**



**Per Classroom**



**Per Center/Home**



# Modeling Non-Personnel Costs: Centers and Homes

## Non-personnel can include:

- Rent/lease/mortgage
- Utilities
- Telephone and internet
- Maintenance/repair
- Office supplies
- Office equipment
- Education supplies and equipment
- Technology
- Fees, permits and licenses
- Taxes
- Background checks
- IT Support
- Legal / audit support
- Transportation
- Food and food related items
- Advertising / marketing
- Printing and postage
- Staff Training / PD
- Staff Education
- Consultation and support (behavioral/mental health, nutrition, health, developmental)

**What are some of the most significant costs you see?**

# Unit Differences Examples - Center

## NON-PERSONNEL & OTHER

### Non-Personnel

Food (includes food and kitchen supplies)	\$1,447	Per child
Office Supplies & Equipment	\$10,973	Per center (annually)
Education Supplies & Equipment	\$250	Per child
Child Assessment & Screening	\$200	Per child
Marketing, Printing & Postage	\$22	Per child
Rent/Lease	\$16	Sq foot * classroom
Utilities (gas, electric)	\$4	Sq foot * classroom
Maintenance/Repair/Cleaning	\$5	Sq foot * classroom
Fees/Permits/Licenses/Accreditation/Taxes	\$552	Per center (annually)
Background Checks	\$57	Percentage per staff
Staff Training & Education	\$272	Per staff
Consultation	\$500	Per Classroom
IT Support	\$0	Per Classroom
Legal/Audit/Accounting/Other Support	\$4,754	Per center (annually)
Insurance/Liability	\$118	Per child
Telephone & Internet	\$7,194	Per center (annually)
Payroll & Billing	\$225	Per staff
Transportation	\$7,227	Per center (annually)
Field Trips & Outings	\$7,103	Per center (annually)
Misc. <i>Other expenses</i>	\$0	Per center (annually)


# Unit Differences Examples - Home

## NON-PERSONNEL & OTHER

### *Non-Personnel*


Food (include food and kitchen supplies)	\$ 1,358.00	Per Child Annually
Child Assessment	\$ 200.00	Per Child Annually
Legal/Audit/Accounting Support	\$ 733.00	Per Home Annually
Maintenance/Repair/Cleaning	\$ 2,200.00	Per Home Annually
Telephone & Internet	\$ 2,520.00	Per Home Annually
Supplies & Equipment	\$ 4,287.00	Per Home Annually
Insurance/Liability	\$ 2,867.00	Per Home Annually
Staff Training & Education	\$ 272.00	Per Staff Annually
Rent/Lease/Mortgage	\$ 14,184.00	Per Home Annually
Utilities (gas, electric)	\$ 4,100.00	Per Home Annually
Consultation Services	\$ 500.00	Per Home Annually
Transportation	\$ 230.00	Per Home Annually
Miscellaneous	\$ -	Per Home Annually

# Provider Cost of Quality Calculator (PCQC)



# About PCQC

## Dashboard



The PCQC helps you estimate annual costs and revenue of operating a child care program. This information can help **child care programs** better understand the factors that influence costs and help the **policy community** design financial supports.

### Child Care Centers

Center owners and operators can compare income and expenses. They can evaluate rate changes, sliding fee scales, benefits, and salary scenarios to help make decisions.

Create Center Scenario

### Family Child Care Providers

Providers can better understand costs per child, organize expenses based on quality levels, and calculate net income to make decisions about their rates and program costs.

Create Home Scenario

TOP

Administrators and grantees can select whether they want to emulate a center or family child care provider. They can break down child care costs based on age group and quality level.

<https://childcareta.acf.hhs.gov/pcqc>



# PCQC Non-Personnel Dashboard

Provider Cost of Quality Calculator Dashboard Resources ▼ User Guide Maya Portillo → Log Out

## Center Scenario

INTRODUCTION CLASSROOM INFORMATION PERSONNEL COSTS **NON-PERSONNEL COSTS** REVENUE QUALITY LEVELS

SAVE DRAFT BACK NEXT

### Non-Personnel Costs

Enter your annual non-personnel and operational costs here. This page includes default values for non-personnel items based on the average cost for these items across a wide range of programs. You can use these defaults or change them based on your experience and the data you have for your location.

*Fields marked with \* are required*

PER-CHILD COSTS	+
PER-CLASSROOM COSTS	+
PER-SITE COSTS	+

**USER NOTES**  
Use this space to make notes about your scenario.

Select the quality level you would like the Expense and Revenue Statement to display. If you have not entered this information yet, it will show as blank.

View Quality Level

Baseline ▾

The Expense and Revenue Statement is not editable. It will update as you make selections and add information to PCQC.

### Expenses

Salary Costs	\$0
Mandatory Benefits	\$--

# Padlet Exercise:

## Non-Personnel Costs in Centers & Homes & PCQC Assumptions

You have **15 minutes** to:

- ✓ **Ask** specific questions
- ✓ **Like** other questions that you also have
- ✓ **Answer** questions with your previous approaches/experiences

We'll discuss the highest-rated questions for the remainder of the session!

Link: [https://padlet.com/MayaPortillo/cmtechnicalnetworknonpersonnel\\_pcqc](https://padlet.com/MayaPortillo/cmtechnicalnetworknonpersonnel_pcqc)

# Reflection and Takeaways

What did you learn about today's session that was new to you or expanded on something you grapple with?

What will you bring into your work the next time you create a cost model and have to create assumptions for non-personnel costs or use the PCQC?





# Closing

**These sessions are whatever we want to make it -**  
We can extend a topic over multiple sessions to dig deeper – **so we have an exit ticket for you!**

## **Posted Materials –**

<https://celfe.org/cost-modeling-technical-network/cost-modeling-webinar-series/>

## **Let's Connect!**

Contact info form

<https://forms.gle/nu8Pyum3kbssMFK59>

## **Next Session:**

Modeling for Program Revenue  
September

**Thank you!**

